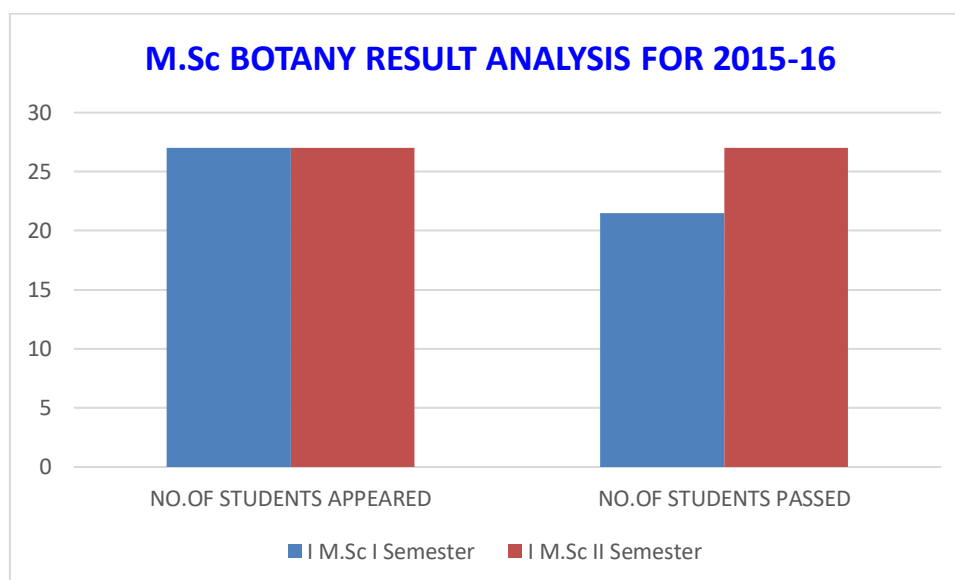
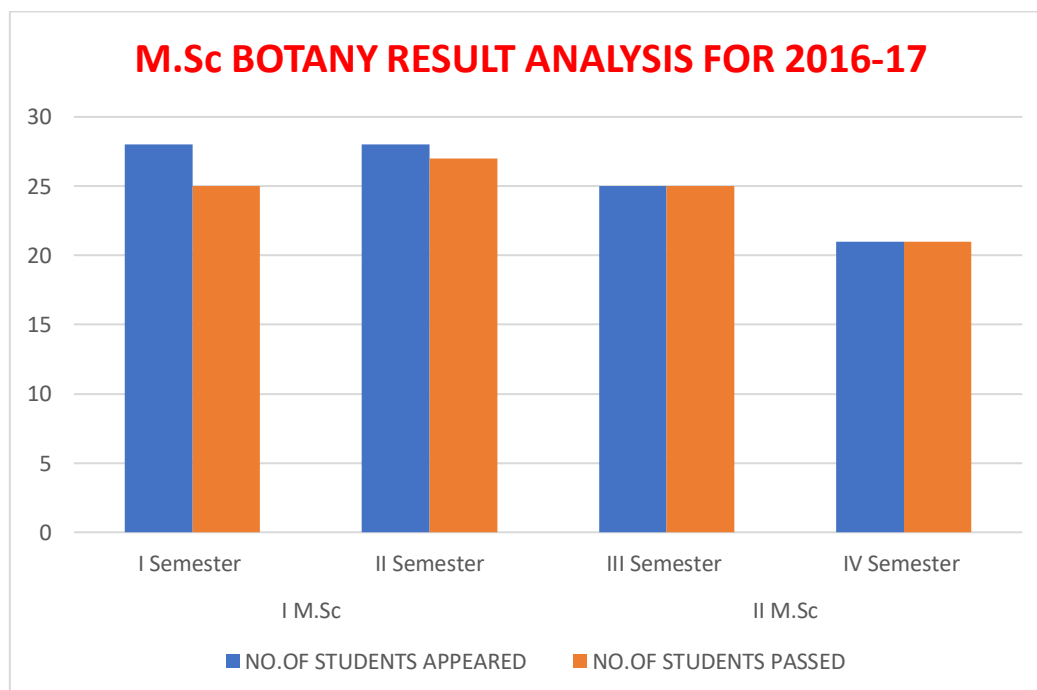


## RESULT ANALYSIS FOR M.SC I&II YEAR FOR 2015-16

S.NO	CLASS	SEMESTER	PAPER	NO.OF STUDENTS APPEARED	NO.OF STUDENTS PASSED	PASS PERCENTAGE
<b>2015-16</b>						
1	I M.Sc	I	1111	27	25	<b>92.59</b>
2			1121	27	18	<b>66.67</b>
3			1131	27	22	<b>81.48</b>
4			1141	27	21	<b>77.78</b>
5		II	2111	28	28	<b>100.00</b>
6			2121	27	27	<b>100.00</b>
7			2131	27	27	<b>100.00</b>
8			2141	27	27	<b>100.00</b>



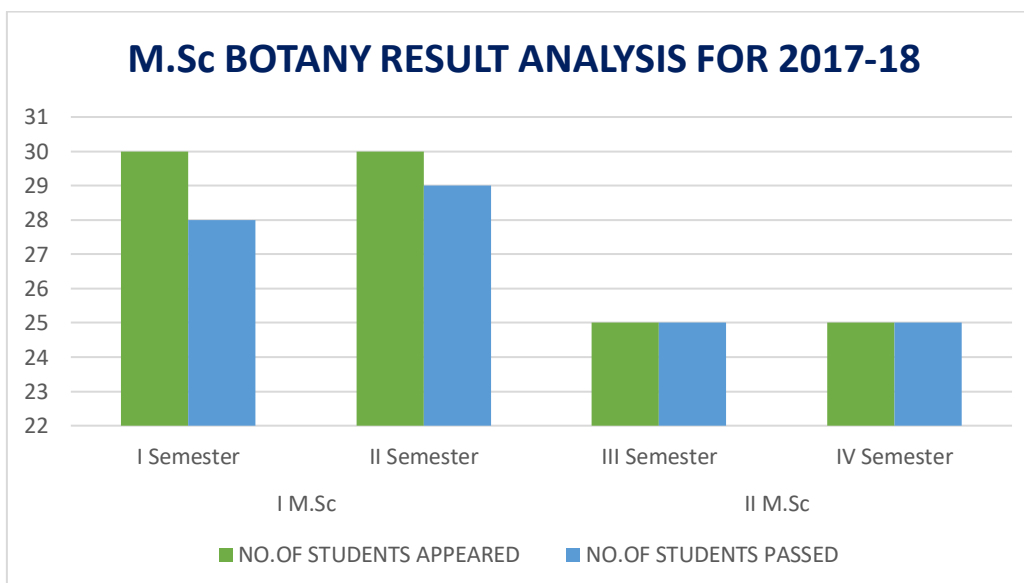
<b>RESULT ANALYSIS FOR M.SC I&amp;II YEAR FOR 2016-17</b>						
<u>S.NO</u>	<b>CLASS</b>	<b>SEMESTER</b>	<b>PAPER</b>	<b>NO. OF STUDENTS APPEARED</b>	<b>NO. OF STUDENTS PASSED</b>	<b>PASS PERCENTAGE</b>
<b>2016-17</b>						
1	I M. Sc	I	1111	28	24	<b>85.71</b>
2			1121	28	28	<b>100.00</b>
3			1131	28	22	<b>78.57</b>
4			1141	28	27	<b>96.43</b>
5		II	2111	28	27	<b>96.43</b>
6			2121	28	27	<b>96.43</b>
7			2131	28	27	<b>96.43</b>
8			2141	28	27	<b>96.43</b>
1	II M. Sc	III	3111	25	25	<b>100.00</b>
2			3121	25	25	<b>100.00</b>
3			3131	25	25	<b>100.00</b>
4			3141	25	25	<b>100.00</b>
5		IV	4111	21	21	<b>100.00</b>
6			4121	21	21	<b>100.00</b>
7			4131	21	21	<b>100.00</b>
8			4141	21	21	<b>100.00</b>



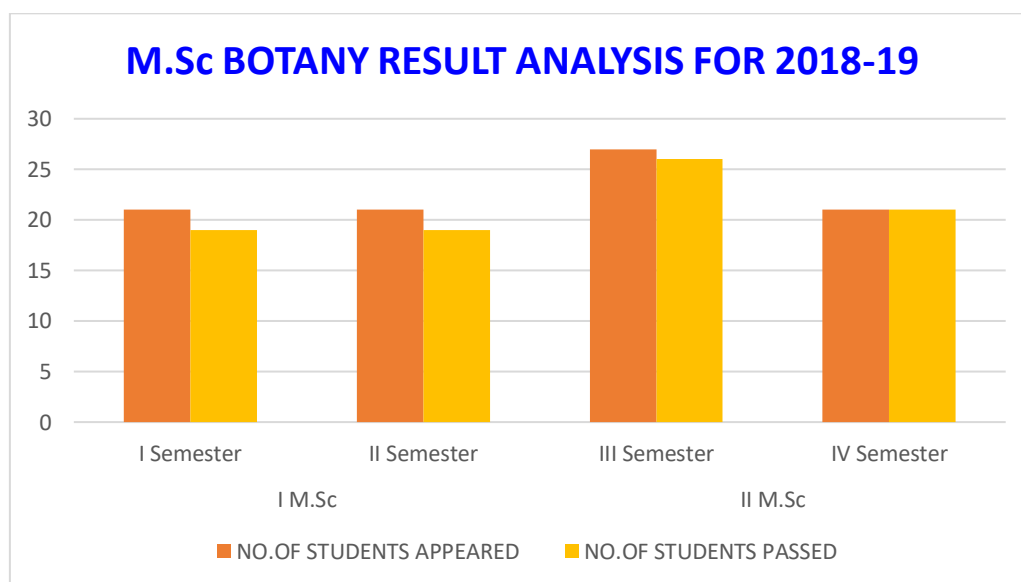
## RESULT ANALYSIS FOR M.SC I&II YEAR FOR 2017-18

S.NO	CLASS	SEMESTER	PAPER	NO.OF STUDENTS APPEARED	NO.OF STUDENTS PASSED	PASS PERCENTAGE
<b>2017-18</b>						
1	I M.Sc	I	1111	30	30	<b>100.00</b>
2			1121	30	26	<b>86.67</b>
3			1131	30	28	<b>93.33</b>
4			1141	30	26	<b>86.67</b>
5		II	2111	30	27	<b>90.00</b>
6			2121	30	29	<b>96.67</b>
7			2131	30	29	<b>96.67</b>
8			2141	30	30	<b>100.00</b>
1	II M.Sc	III	3111	25	25	<b>100.00</b>
2			3121	25	25	<b>100.00</b>
3			3131	25	25	<b>100.00</b>
4			3141	25	25	<b>100.00</b>
5		IV	4111A	25	25	<b>100.00</b>
6			4121A	25	25	<b>100.00</b>

### M.Sc BOTANY RESULT ANALYSIS FOR 2017-18



<b>RESULT ANALYSIS FOR M.SC I&amp;II YEAR FOR 2018-19</b>						
<u>S.NO</u>	<u>CLASS</u>	<u>SEMESTER</u>	<u>PAPER</u>	<u>NO.OF STUDENTS APPEARED</u>	<u>NO.OF STUDENTS PASSED</u>	<u>PASS PERCENTAGE</u>
<b>2018-19</b>						
1	I M.Sc	I	1111	21	21	<b>100.00</b>
2			1121	21	21	<b>100.00</b>
3			1131	21	19	<b>90.48</b>
4			1141	21	16	<b>76.19</b>
5		II	2111	21	20	<b>95.24</b>
6			2121	21	18	<b>85.71</b>
7			2131	21	19	<b>90.48</b>
8			2141	21	20	<b>95.24</b>
1	II M.Sc	III	3111	27	25	<b>92.59</b>
2			3121	27	27	<b>100.00</b>
3			3131	27	27	<b>100.00</b>
4			3141	27	27	<b>100.00</b>
5		IV	4111	21	21	<b>100.00</b>
6			4121	21	21	<b>100.00</b>
7			4131	21	21	<b>100.00</b>
8			4141	21	21	<b>100.00</b>



## RESULT ANALYSIS FOR M.SC I&II YEAR FOR 2019-20

S.NO	CLASS	SEMESTER	PAPER	NO. OF STUDENTS APPEARED	NO. OF STUDENTS PASSED	PASS PERCENTAGE
<b>2019-20</b>						
1	I M.Sc	I	1111	24	24	100.00
2			1121	24	24	100.00
3			1131	24	23	95.83
4			1141	24	23	95.83
5		II	2111	22	22	100.00
6			2121	22	22	100.00
7			2131	22	22	100.00
8			2141	22	22	100.00
1	II M.Sc	III	3111	17	16	94.12
2			3121	17	16	94.12
3			3131	17	16	94.12
4			3141	17	16	94.12
5		IV	4111	18	14	77.78
6			4121	18	14	77.78
7			4131	18	17	94.44
8			4141	18	17	94.44

